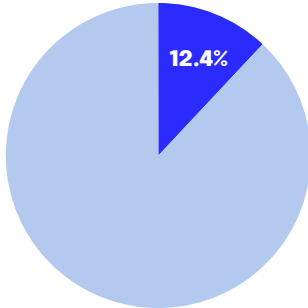
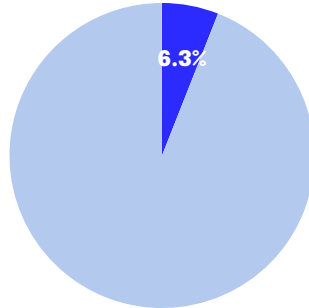


# Facts and Figures

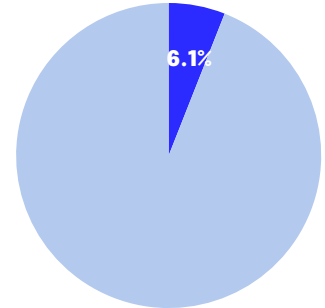
## Representation at Top 50 Companies



**12.4%** of employees at **Top 50** companies identify as Latino or Hispanic  
**Source:** Fair360

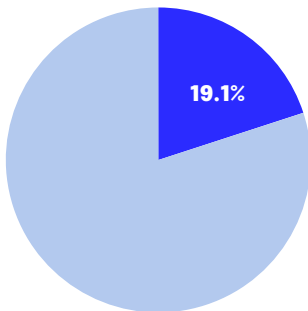


**6.3%** of men at **Top 50** companies identify as Latino or Hispanic  
**Source:** Fair360

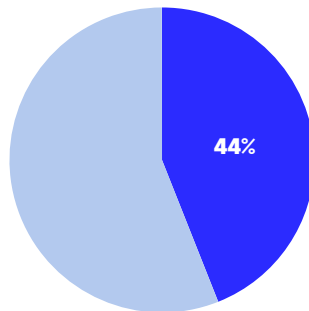


**6.1%** of women at **Top 50** companies identify as Latino or Hispanic  
**Source:** Fair360

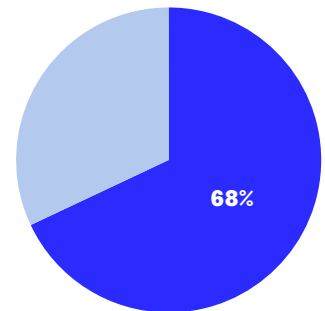
## Hispanic and Latinos in the United States



**63.7** million Americans, **19.1%** of the population, identify as Latino or Hispanic  
**Source:** U.S. Census Bureau




**44%** of U.S. immigrants migrate from Latino/Hispanic countries  
**Source:** Migration Policy Institute



**68%** of Latino Americans were born in the U.S., while **32%** immigrated from outside the country  
**Source:** Migration Policy Institute

## Top 5 Languages Spoken in the US Beyond English



**Source:** U.S. Department of State